

# dartfords

## CELLULOSE PAINT COLOUR CHART

Images shown are samples only, colours may differ.  
**ALWAYS TEST ON A SAMPLE PIECE BEFORE USE.**



Black  
(Jet)  
**CC034**



Blue  
(Daphne)  
**CC003**



Blue  
(Sky)  
**CC144**



Blue  
(Sonic)  
**CC305**



Blue  
(Union)  
**CC033**



Cream  
(Vintage)  
**CC032**




Desert Tan  
**CC321**



Green  
(British  
Racing)  
**CC186**



Green  
(Seafoam)  
**CC002**




Green  
(Surf)  
**CC004**



Orange  
(Capri)  
**CC083**



Orange  
(Surf)  
**CC127**



Pink  
(Shell)  
**CC001**



Red  
(Dakota)  
**CC008**



Red  
(Fiesta)  
**CC005**



Red  
(Union)  
**CC069**



White  
(Aged  
Olympic)  
**CC007**



White  
(Arctic)  
**CC040**



White  
(New  
Olympic)  
**CC065**




Yellow  
(TV)  
**CC067**

# dartfords

## METALLIC CELLULOSE PAINT COLOUR CHART

Images shown are samples only, colours may differ.  
**ALWAYS TEST ON A SAMPLE PIECE BEFORE USE.**




Blue  
(Daytona)  
**CC315**



Blue  
(Lake Placid)  
**CC050**




Blue  
(Pelham  
Modern)  
**CC380**




Blue  
(Pelham)  
**CC059**




Burgundy  
Mist  
**CC096**



Charcoal  
Frost  
**CC056**




Dark Cola  
**CC132**



Gold  
(Aztec)  
**CC052**




Gold  
(Shoreline)  
**CC006**




Gold Top  
(Modern)  
**CC187**




Gold Top  
(Vintage)  
**CC051**



Green  
(Sherwood)  
**CC318**




Heather  
**CC145**



Magenta  
**CC314**



Silver  
(Inca)  
**CC053**




Turquoise  
(Ocean)  
**CC095**


# dartfords

CONCENTRATED LIQUID TINTER DYE  
COLOUR CHART

Images shown are samples only, colours may differ.  
**ALWAYS TEST ON A SAMPLE PIECE BEFORE USE.**




Amber  
**CC446**




Black  
**CC447**




Blue  
**CC448**




Brown  
**CC449**




Mahogany  
**CC450**




Orange  
**CC451**




Red  
**CC452**



Red  
(Wine)  
**CC453**



Tobacco  
**CC454**



Yellow  
**CC455**

# dartfords

## NITROCELLULOSE LACQUER COLOUR CHART


Images shown are samples only, colours may differ.  
**ALWAYS TEST ON A SAMPLE PIECE BEFORE USE.**




Amber  
**CC027**



Amber  
(Strong)  
**CC141**




Amber  
(Weak)  
**CC144**




Amber  
(Weakest)  
**CC305**



Black  
(Strong)  
**CC033**




Black  
(Tinted)  
**CC032**



Blue  
(Dark Cobalt)  
**CC064**




Blue  
(Light)  
**CC031**




Brown  
(Dark)  
**CC016**



Brown (Light)  
**CC343**



Brown  
(Lightest)  
**CC319**



Butterscotch  
**CC039**




Butterscotch  
(Toffee Light)  
**CC143**



Butterscotch  
(Toffee)  
**CC308**



Green  
(British  
Racing)  
**CC063**




Green  
(Emerald)  
**CC135**




Green  
(Teal)  
**CC277**




Grey  
(Dirty)  
**CC037**




Magenta  
(Rich)  
**CC268**




Magenta  
(Dark Rich)  
**CC307**




Orange  
(Dark)  
**CC029**



Orange  
(Light)  
**CC028**



Oxblood  
**CC066**




Purple  
**CC030**


# dartfords

## NITROCELLULOSE LACQUER COLOUR CHART

Images shown are samples only, colours may differ.  
**ALWAYS TEST ON A SAMPLE PIECE BEFORE USE.**




Red  
(Heritage  
Cherry)  
**CC020**



Red  
(Light)  
**CC018**




Red  
(Solid  
Heritage)  
**CC021**




Red  
(Strong  
Cherry)  
**CC019**




Red  
(Tomato)  
**CC022**




Red  
(Wine)  
**CC090**



Turquoise  
**CC137**




Walnut  
(Solid)  
**CC017**



White  
(Blonde)  
**CC038**




White  
(Solid)  
**CC035**



Yellow  
(Cadmium)  
**CC024**



Yellow  
(Dark)  
**CC025**



Yellow  
(Pale)  
**CC138**





**Incudo Precision**


[www.incudoprecision.com](http://www.incudoprecision.com)

**SHELL LAMINATE VENEER SHEET**  
**MATERIALS CHART**

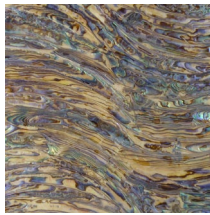
Images shown are samples only, colours may differ.



Abalone  
(Brown)  
**CC403**



Abalone  
(Green)  
(Crushed)  
**CC404**



Abalone  
(Green)  
Full Shell  
Alternating  
**CC405**




Abalone  
(Green)  
Standard  
Pattern  
**CC406**



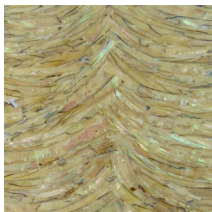
Abalone  
(Korean)  
Large Pattern  
**CC407**



Abalone  
(Korean)  
Small Pattern  
**CC408**



Abalone  
(Pink)  
Standard  
Pattern  
**CC409**



Abalone  
(White)  
Full Shell  
**CC410**



Abalone  
(White)  
Full Shell  
Alternating  
**CC411**



Abalone  
(White)  
Standard  
Pattern  
**CC412**



Freshwater  
Pearl  
**CC413**



Mother of  
Pearl  
(Black)  
**CC414**



Mother of  
Pearl  
(White)  
Standard  
Pattern  
**CC415**



Mother of  
Pearl  
(White)  
Triangle  
Mosaic  
**CC416**


# dartfords

## SPIRIT LIGHTFAST WOOD DYE COLOUR CHART


Images shown are samples only, colours may differ.  
**ALWAYS TEST ON A SAMPLE PIECE BEFORE USE.**




Amber  
**CC070**




Black  
**CC071**




Blue  
(Cobalt)  
**CC086**




Blue  
(Navy)  
**CC281**




Blue  
(Standard)  
**CC044**




Brown  
(Dark)  
**CC072**




Brown  
(Light)  
**CC073**




Brown  
(Lightest)  
**CC142**




Green  
(British  
Racing)  
**CC379**




Green  
(Emerald)  
**CC085**




Green  
(Forest)  
**CC084**




Green  
(Lime)  
**CC279**




Mahogany  
(Brown)  
**CC039**




Mahogany  
(Dark Rich)  
**CC088**




Oak  
(Dark)  
**CC154**




Oak  
(Medium)  
**CC156**




Orange  
(Dark)  
**CC048**




Orange  
(Light)  
**CC047**




Purple  
**CC049**




Red  
(Heritage  
Cherry)  
**CC046**




Red  
(Standard)  
**CC043**



Red  
(Wine)  
**CC074**



Walnut  
**CC188**



White  
**CC081**

---

---


Images shown are samples only, colours may differ.  
**ALWAYS TEST ON A SAMPLE PIECE BEFORE USE.**

---

---



Yellow  
(Cadmium)  
**CC163**




Yellow  
(Standard)  
**CC023**



# dartfords

## THIXOTROPIC GRAIN FILLER COLOUR CHART


Images shown are samples only, colours may differ.  
**ALWAYS TEST ON A SAMPLE PIECE BEFORE USE.**




Black  
**CC079**




Blue  
**CC312**




Cherry  
**CC077**




Neutral  
**CC075**




Jacobean  
**CC298**




Mahogany (B)  
**CC299**




Mahogany (D)  
**CC300**




Oak (Dark)  
**CC295**



Oak (Light)  
**CC288**



Oak (M)  
**CC290**



Rosewood  
**CC301**



Walnut  
**CC076**



White  
**CC078**

# dartfords

WATER BASED WOOD DYE  
COLOUR CHART

Images shown are samples only, colours may differ.  
**ALWAYS TEST ON A SAMPLE PIECE BEFORE USE.**



Amber

**CC148**



Black

**CC150**




Blue

**CC147**




Red

**CC146**



Red  
(Wine)

**CC151**



Yellow

**CC149**


# dartfords

## WATERBORNE GRAIN FILLER COLOUR CHART


Images shown are samples only, colours may differ.  
**ALWAYS TEST ON A SAMPLE PIECE BEFORE USE.**




Ebony  
**CC440**




Mahogany  
(Dark)  
**CC441**




Mahogany  
(Light)  
**CC442**




Mahogany  
(Medium)  
**CC443**




Maple  
**CC444**




Oak  
(Light)  
**CC459**



Oak  
(Natural)  
**CC460**



Standard  
**CC445**



Teak  
**CC461**




**Incudo Precision**

[www.incudoprecision.com](http://www.incudoprecision.com)

**CELLULOID, CELLULOSE NITRATE  
MATERIALS CHART**


Images shown are samples only, colours and patterns may vary.




Abalonoid  
Green  
**CC420**



Abalonoid  
Pink  
**CC348**




Ivoroid  
Straight  
Grain  
**CC419**




Ivoroid  
Wavy  
Grain  
**CC363**



Pearloid  
Aged Yellow  
**CC345**



Pearloid  
Black  
**CC345**



Pearloid  
Brown  
Tiger  
**CC346**



Pearloid  
Multi  
Coloured  
**CC347**




Pearloid  
Red  
**CC349**




Pearloid  
White  
**CC350**



Pearloid  
White  
Small Pattern  
**CC351**



Tortoiseshell  
Brown  
**CC362**



Tortoiseshell  
Red  
**CC361**





**Incudo Precision**

[www.incudoprecision.com](http://www.incudoprecision.com)

**FLEXIBLE LAMINATED SHELL VENEERS**  
**MATERIALS CHART**


---

---


Images shown are samples only, colours may differ.

---

---




Abalone  
(Green)  
**CC395**



Abalone  
(Pink)  
**CC396**



Mother of  
Pearl  
(White)  
**CC397**




Mother of  
Pearl  
(Black)  
**CC398**



**Incudo Precision**


[www.incudoprecision.com](http://www.incudoprecision.com)

**GLOW IN THE DARK INLAY MATERIAL**  
**COLOUR CHART**




Blue

**CC463**




Green

**CC464**



White

**CC465**



**Incudo Precision**

[www.incudoprecision.com](http://www.incudoprecision.com)

**INFORMATION CHART**  
**INLAY SHAPES**

---

---


Images shown are samples only, colours and patterns may vary.

---

---



Cheveron




Diamond



Dot



Moon



Notched  
Diamond



Notched  
Square



Oval



Purfling  
125  
Inside Diam.



Purfling  
120  
Inside Diam.




Purfling  
Straight



Rectangle




Square




Star  
4 Points



Star  
5 Points




Star  
6 Points



Star  
8 Points



Teardrop



Triangle



**Incudo Precision**  
[www.incudoprecision.com](http://www.incudoprecision.com)

**PLASTIC BINDING (CAB/ABS)**  
**MATERIALS CHART**



Black  
**CC424**



Brown  
**CC425**



Dark Cream  
**CC428**



Ivory  
**CC427**



Red  
**CC426**



White  
**CC423**





**Incudo Precision**

[www.incudoprecision.com](http://www.incudoprecision.com)

**RECON STONE INLAY MATERIALS**  
**MATERIALS CHART**


---

---

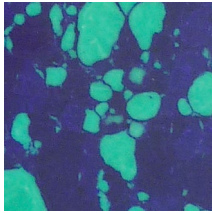
Images shown are samples only, colours and patterns may vary.

---

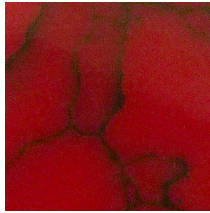
---




Arizona  
Turquoise  
**CC417**



Azurite  
Malachite  
**CC418**




Bloody  
Basin  
Jasper  
**CC419**




**Incudo Precision**  
www.incudoprecision.com

**SHELL MATERIALS**  
**MATERIALS CHART**


Images shown are samples only, colours may differ.



Abalone  
**CC399**



Mother of  
Pearl  
(Black)  
**CC400**



Mother of  
Pearl  
(Gold)  
**CC401**



Mother pf  
Pearl  
(White)  
**CC402**


# LUTHITEC

## CELLULOSE ACETATE SHEETS MATERIALS CHART

Images shown are samples only, colours may differ.



Aged Pearloid  
(Small Pattern)  
**CC365**




Black and White  
(Large Pattern)  
**CC366**




Black Pearloid  
(Large Pattern)  
**CC367**




Crushed Shell  
A  
**CC368**




Onyx  
(Black)  
**CC389**



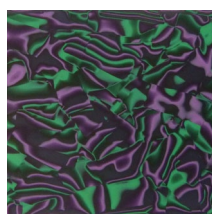
Onyx  
(Dark)  
**CC382**




Onyx  
(Green)  
**CC390**



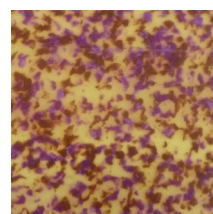
Onyx  
(Grey)  
**CC391**



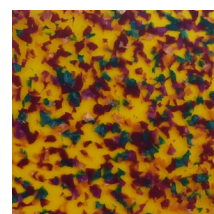
Onyx  
(Purple)  
**CC392**



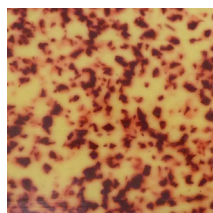
Onyx  
(Rose)  
**CC393**




Petal Shell  
A  
**CC369**



Petal Shell  
B  
**CC383**



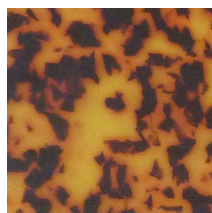
Tortoiseshell  
A  
**CC370**



Tortoiseshell  
B  
**CC371**



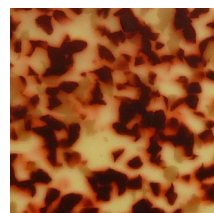
Tortoiseshell  
C  
**CC372**



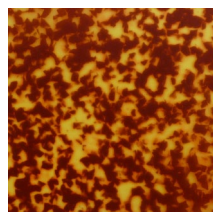
Tortoiseshell  
D  
**CC373**



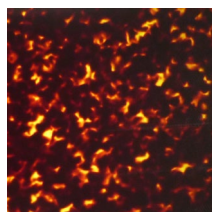
Tortoiseshell  
E  
**CC374**



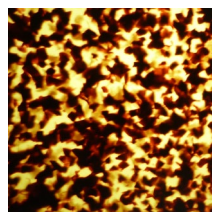
Tortoiseshell  
F  
**CC375**



Tortoiseshell  
G  
**CC385**



Tortoiseshell  
H  
**CC386**



Tortoiseshell  
I  
**CC387**



Tortoiseshell  
J  
**CC388**



White  
(Small  
Pattern)  
**CC394**




White  
(Large  
Pattern)  
**CC382**


# LUTHITEC

## HARDWOOD TONEWOODS MATERIALS CHART

Images shown are samples only, colours may differ.




Alder  
**CC429**



Bloodwood  
**CC436**



Bubinga  
**CC437**




Ebony  
**CC435**



Maple  
**CC431**




Maple  
(Birdseye)  
**CC433**




Maple  
(Rippled)  
**CC432**



Purpleheart  
**CC439**



Rosewood  
(Indian)  
**CC434**



Swamp Ash  
**CC430**



Wenge  
**CC438**