

dartfords

NITROCELLULOSE LACQUER COLOUR CHART

Images shown are samples only, colours may differ.
ALWAYS TEST ON A SAMPLE PIECE BEFORE USE.




Amber
CC027



Amber
(Strong)
CC141




Amber
(Weak)
CC144




Amber
(Weakest)
CC305




Black
(Strong)
CC033




Black
(Tinted)
CC032



Blue
(Dark Cobalt)
CC064




Blue
(Light)
CC031



Brown
(Dark)
CC016



Amber
(Weakest)
CC343



Brown
(Lightest)
CC319




Butterscotch
CC039



Butterscotch
(Toffee Light)
CC143



Butterscotch
(Toffee)
CC308




Green
(British Racing)
CC063




Green
(Emerald)
CC135




Green
(Teal)
CC277




Grey
(Dirty)
CC037




Magenta
(Rich)
CC268




Magenta
(Dark Rich)
CC307




Orange
(Dark)
CC029



Orange
(Light)
CC028



Ox Blood
CC066



Purple
CC030

dartfords

NITROCELLULOSE LACQUER COLOUR CHART


Images shown are samples only, colours may differ.
ALWAYS TEST ON A SAMPLE PIECE BEFORE USE.



Red
(Heritage
Cherry)
CC020




Red
(Light)
CC018



Red
(Solid
Heritage)
CC021




Red
(Strong
Cherry)
CC019




Red
(Tomato)
CC022



Red
(Wine)
CC090



Turquoise
CC137




Walnut
(Solid)
CC017



White
(Blonde)
CC038



White
(Solid)
CC035



Yellow
(Cadmium)
CC024



Yellow
(Dark)
CC025



Yellow
(Pale)
CC138